



Certified Mail - Return Receipt Requested

September 11, 1989  
RO 89-211

Ms. Kelley Crossman *OKC*  
Permitting Supervisor  
Hazardous Waste Section  
1190 St. Francis Drive  
Santa Fe, New Mexico 89503

Subject: Albuquerque Service Center  
NMD 000804294

Dear Ms. Crossman,

Please find enclosed revised text and exhibits for the subject facility. The facility will operate utilizing an additional container storage area. The location of this area is shown on the floor plan.

Also enclosed is a revised Part A Application. Safety-Kleen is currently in negotiation to purchase the property and the Part A has been revised to reflect this. In the event that Safety-Kleen does not purchase the property (which is unlikely), then a new Part A Application will be forwarded to your office.

If you have any questions or require further information, please contact me on extension 2550.


Sincerely,

*Rob Omiecinski*

Rob Omiecinski  
Environmental Permit Writer

RO/dfs

cc: W. Johnson, Denver Reg. Mgr.  
Br. Mgr. (7-008-07)  
J. Lanahan



Please print or type in the unshaded areas only  
 (11-in areas are spaced for elite type, i.e., 12 characters/inch).

*still needs revision*

<b>FORM 1</b> <b>EPA</b> <b>ENERG</b>		<b>U.S. ENVIRONMENTAL PROTECTION AGENCY</b> <b>GENERAL INFORMATION</b> <i>Consolidated Permit Program</i> <i>(Read the "General Instructions" before starting.)</i>		<b>EPA ID NUMBER</b> <b>ENMD000804294</b>	
<b>I. LABEL USE</b> <b>II. EPA ID NUMBER</b> <b>III. FACILITY NAME</b> <b>IV. FACILITY MAILING ADDRESS</b> <b>V. FACILITY LOCATION</b>		<b>PLEASE PLACE LABEL IN THIS SPACE</b>		<b>GENERAL INSTRUCTIONS:</b> If a preprinted label has been provided, affix it in the designated space. Review the information carefully. If any of it is incorrect, or through it and enter the correct data in the appropriate fill-in area below. Also, if any of the preprinted data is absent (the area to the left of the label space lists the information that should appear), please provide it in the proper fill-in areas below. If the label is complete and correct, you need not complete items IV, V, and VI (except V-B which must be completed regardless). Complete items IV, V, and VI if no label has been provided. Refer to the "Instructions" for detailed item descriptions and for the legal authorizations under which this data is collected.	

**II. POLLUTANT CHARACTERISTICS**  
**INSTRUCTIONS:** Complete A through J to determine whether you need to submit any permit application forms to the EPA; if you answer "yes" to any questions you must submit this form and the supplemental forms listed in the parenthesis following the question. Mark "X" in the box in the third column. If the supplemental form is attached. If you answer "no" to each question, you need not submit any of these forms. You may answer "no" if your activity is excluded from permit requirements; see Section C of the instructions. See also, Section D of the instructions for definitions of bold-faced terms.

SPECIFIC QUESTIONS	MARK 'X'			SPECIFIC QUESTIONS	MARK 'X'		
	YES	NO	FORM ATTACHED		YES	NO	FORM ATTACHED
A. Is this facility a publicly owned treatment works which results in a discharge to waters of the U.S.? (FORM 2A)		X		B. Does or will this facility (either existing or proposed) include a concentrated animal feeding operation or aquatic animal production facility which results in a discharge to waters of the U.S.? (FORM 2B)		X	
C. Is this a facility which currently results in discharges to waters of the U.S. other than those described in A or B above? (FORM 2C)		X		D. Is this a proposed facility (other than those described in A or B above) which will result in a discharge to waters of the U.S.? (FORM 2D)		X	
E. Does or will this facility treat, store, or dispose of hazardous wastes? (FORM 3)	X		X	F. Do you or will you inject at this facility industrial or municipal effluent below the lowermost stratum containing within one quarter mile of the well bore any underground sources of drinking water? (FORM 4)		X	
Do you or will you inject at this facility any produced water or other fluids which are brought to the surface in connection with conventional oil or natural gas production, inject fluids used for enhanced recovery of oil or natural gas, or inject fluids for storage of liquid hydrocarbons? (FORM 4F)		X		H. Do you or will you inject at this facility fluids for special processes such as mining or sulfur by the Frasch process, solution mining of minerals, in situ combustion of fossil fuel, or recovery of geothermal energy? (FORM 4E)		X	
I. Is this facility a proposed stationary source which is one of the 28 industrial categories listed in the instructions and which will potentially emit 100 tons per year of any air pollutant regulated under the Clean Air Act and may affect or be located in an attainment area? (FORM 5)		X		J. Is this facility a proposed stationary source which is NOT one of the 28 industrial categories listed in the instructions and which will potentially emit 250 tons per year of any air pollutant regulated under the Clean Air Act and may affect or be located in an attainment area? (FORM 5)		X	

**III. NAME OF FACILITY**  
 1 SKIN SAFETY-KLEEN CORP. 7-008-01

**IV. FACILITY CONTACT**  
 A. NAME & TITLE (last, first, & title)  
 2 SIMPSON, JEFF. REGIONAL ENG.  
 B. PHONE (area code & no.)  
 3 12 697 8460

**V. FACILITY MAILING ADDRESS**  
 A. STREET OR P.O. BOX  
 3 777 BIG TIMBER ROAD  
 B. CITY OR TOWN  
 4 ELGIN  
 C. STATE  
 5 IL  
 D. ZIP CODE  
 6 60123

**VI. FACILITY LOCATION**  
 A. STREET, ROUTE NO. OR OTHER SPECIFIC IDENTIFIER  
 3 2720 GIRARD NE  
 B. COUNTY NAME  
 4 BERNALILLO  
 C. CITY OR TOWN  
 5 ALBUQUERQUE  
 D. STATE  
 6 NM  
 E. ZIP CODE  
 7 87107  
 F. COUNTY CODE (if known)

CONTINUED FROM THE FRONT

VII. SIC CODES (4-digit, in order of priority)

A. FIRST				B. SECOND			
7	3	9	9	7	5	1	7
Business Services N.E.C.				Petroleum Product Wholesalers			
C. THIRD				D. FOURTH			
7	5	0	8	7	5	0	1
Industrial Machinery & Equipment				Automotive Parts and Supplies			

VIII. OPERATOR INFORMATION

A. NAME										B. Is the name listed in Item VIII-A also the owner?	
SAFETY-KLEEN CORP. ELGIN IL										<input type="checkbox"/> YES <input checked="" type="checkbox"/> NO	

C. STATUS OF OPERATOR (Enter the appropriate letter into the answer box; if "Other", specify)						D. PHONE (area code & no.)										
F - FEDERAL	M - PUBLIC	(other than federal or state)				P	3	1	2	6	9	7	8	4	6	0
S - STATE	O - OTHER	(specify)														
P - PRIVATE																

E. STREET OR P.O. BOX									
777 BIG TIMBER ROAD									

F. CITY OR TOWN					G. STATE		H. ZIP CODE		IX. INDIAN LAND	
ELGIN					IL		60120		Is the facility located on Indian lands?	
									<input type="checkbox"/> YES <input checked="" type="checkbox"/> NO	

X. EXISTING ENVIRONMENTAL PERMITS

A. NPDES (Discharges to Surface Water)				D. PSD (Air Emissions from Proposed Sources)			
9	N			9	P		
B. UIC (Underground Injection of Fluids)				E. OTHER (specify)			
9	U			(specify)			
C. RCRA (Hazardous Wastes)				E. OTHER (specify)			
9	R			(specify)			

XI. MAP

Attach to this application a topographic map of the area extending to at least one mile beyond property boundaries. The map must show the outline of the facility, the location of each of its existing and proposed intake and discharge structures, each of its hazardous waste treatment, storage, or disposal facilities, and each well where it injects fluids underground. Include all springs, rivers and other surface water bodies in the map area. See instructions for precise requirements.

XII. NATURE OF BUSINESS (provide a brief description)

This location is primarily a local sales/service office and warehouse for Safety-Kleen products consisting of small parts cleaning equipment, solvent and allied products such as hand cleaner, floor cleaner, parts washing brushes, etc. Safety-Kleen collects used solvents from the customer (primarily SQG & VSQG's) for temporary storage at this facility. Once a sufficient quantity of materials is collected, the materials are moved off-site in a semi trailer or tanker quantity to a Safety-Kleen Recycling Center.

XIII. CERTIFICATION (see instructions)

I certify under penalty of law that I have personally examined and am familiar with the information submitted in this application and all attachments and that, based on my inquiry of those persons immediately responsible for obtaining the information contained in the application, I believe that the information is true, accurate and complete. I am aware that there are significant penalties for submitting false information, including the possibility of fine and imprisonment.

A. NAME & OFFICIAL TITLE (type or print)		B. SIGNATURE		C. DATE SIGNED	
Burton E. Ericson Vice President/General Counsel				6/7/83	

COMMENTS FOR OFFICIAL USE ONLY

--	--	--	--	--	--	--	--	--	--

Please print or type in the unshaded areas only  
(fill-in areas are spaced for elite type, i.e., 12 characters/inch).

Form Approved OMB No. 158-S80004

<b>FORM</b> <b>3</b> <b>CRA</b>	 <b>EPA</b>	<b>U.S. ENVIRONMENTAL PROTECTION AGENCY</b> <b>HAZARDOUS WASTE PERMIT APPLICATION</b> <i>Consolidated Permits Program</i> <small>(This information is required under Section 3005 of RCRA.)</small>	<b>I. EPA I.D. NUMBER</b> F N M D 0 0 0 8 0 4 2 9 4
---------------------------------------	----------------	--	--

**OFFICIAL USE ONLY**

<b>APPLICATION APPROVED</b>	<b>DATE RECEIVED (yr., mo., &amp; day)</b>	<b>COMMENTS</b>
13	14 15 16 17 18	

**II. FIRST OR REVISED APPLICATION**

Place an "X" in the appropriate box in A or B below (mark one box only) to indicate whether this is the first application you are submitting for your facility or a revised application. If this is your first application and you already know your facility's EPA I.D. Number, or if this is a revised application, enter your facility's EPA I.D. Number in Item I above.

**A. FIRST APPLICATION** (place an "X" below and provide the appropriate date)

1. EXISTING FACILITY (See instructions for definition of "existing" facility. Complete item below.)

2. NEW FACILITY (Complete item below.)

C	YR.	MO.	DAY	FOR EXISTING FACILITIES, PROVIDE THE DATE (yr., mo., & day) OPERATION BEGAN OR THE DATE CONSTRUCTION COMMENCED (use the boxes to the left)		YR.	MO.	DAY	FOR NEW FACILITIES PROVIDE THE DATE (yr., mo., & day) OPERATION BEGAN OR IS EXPECTED TO BEGIN
8	77	03	01						
13	73 74	75 76	77 78			73 74	75 76	77 78	

**B. REVISED APPLICATION** (place an "X" below and complete Item I above)

1. FACILITY HAS INTERIM STATUS

2. FACILITY HAS A RCRA PERMIT

**III. PROCESSES - CODES AND DESIGN CAPACITIES**

**A. PROCESS CODE** - Enter the code from the list of process codes below that best describes each process to be used at the facility. Ten lines are provided for entering codes. If more lines are needed, enter the code(s) in the space provided. If a process will be used that is not included in the list of codes below, then describe the process (including its design capacity) in the space provided on the form (Item III-C).

**B. PROCESS DESIGN CAPACITY** - For each code entered in column A enter the capacity of the process.

1. AMOUNT - Enter the amount.

2. UNIT OF MEASURE - For each amount entered in column B(1), enter the code from the list of unit measure codes below that describes the unit of measure used. Only the units of measure that are listed below should be used.

PROCESS	PRO-CESS CODE	APPROPRIATE UNITS OF MEASURE FOR PROCESS DESIGN CAPACITY	PROCESS	PRO-CESS CODE	APPROPRIATE UNITS OF MEASURE FOR PROCESS DESIGN CAPACITY
<b>Storage:</b>			<b>Treatment:</b>		
CONTAINER (barrel, drum, etc.)	S01	GALLONS OR LITERS	TANK	T01	GALLONS PER DAY OR LITERS PER DAY
TANK	S02	GALLONS OR LITERS	SURFACE IMPOUNDMENT	T02	GALLONS PER DAY OR LITERS PER DAY
WASTE PILE	S03	CUBIC YARDS OR CUBIC METERS	INCINERATOR	T03	TONS PER HOUR OR METRIC TONS PER HOUR; GALLONS PER HOUR OR LITERS PER HOUR
SURFACE IMPOUNDMENT	S04	GALLONS OR LITERS			
<b>Disposal:</b>			OTHER (Use for physical, chemical, thermal or biological treatment processes not occurring in tanks, surface impoundments or incinerators. Describe the processes in the space provided; Item III-C.)	T04	GALLONS PER DAY OR LITERS PER DAY
INJECTION WELL	D79	GALLONS OR LITERS			
LANDFILL	D80	ACRE-FEET (the volume that would cover one acre to a depth of one foot) OR HECTARE-METER			
LAND APPLICATION	D81	ACRES OR HECTARES			
OCEAN DISPOSAL	D82	GALLONS PER DAY OR LITERS PER DAY			
SURFACE IMPOUNDMENT	D83	GALLONS OR LITERS			

UNIT OF MEASURE	UNIT OF MEASURE CODE	UNIT OF MEASURE	UNIT OF MEASURE CODE	UNIT OF MEASURE	UNIT OF MEASURE CODE
GALLONS	G	LITERS PER DAY	V	ACRE-FEET	A
LITERS	L	TONS PER HOUR	D	HECTARE-METER	F
CUBIC YARDS	Y	METRIC TONS PER HOUR	W	ACRES	B
CUBIC METERS	C	GALLONS PER HOUR	E	HECTARES	Q
GALLONS PER DAY	U	LITERS PER HOUR	H		

**EXAMPLE FOR COMPLETING ITEM III** (shown in line numbers X-1 and X-2 below): A facility has two storage tanks, one tank can hold 200 gallons and the other can hold 400 gallons. The facility also has an incinerator that can burn up to 20 gallons per hour.

C	D U P	T/A	C	
13	14 15 16 17 18	19	20	21

LINE NUMBER	A. PRO-CESS CODE (from list above)	B. PROCESS DESIGN CAPACITY		FOR OFFICIAL USE ONLY	LINE NUMBER	B. PROCESS DESIGN CAPACITY		FOR OFFICIAL USE ONLY
		1. AMOUNT (specify)	2. UNIT OF MEASURE (enter code)			1. AMOUNT	2. UNIT OF MEASURE (enter code)	
X-1	S 0 2	600	G		5			
X-2	T 0 3	20	E		6			
	S 0 1	3,684	G		7			
	S 0 2	12,000	G		8			
3					9			
4					10			

Continued from the front.

**III. PROCESSES (continued)**

C. SPACE FOR ADDITIONAL PROCESS CODES OR FOR DESCRIBING OTHER PROCESSES (code "T04"). FOR EACH PROCESS ENTERED HERE INCLUDE DESIGN CAPACITY.

**IV. DESCRIPTION OF HAZARDOUS WASTES**

A. EPA HAZARDOUS WASTE NUMBER — Enter the four-digit number from 40 CFR, Subpart D for each listed hazardous waste you will handle. If you handle hazardous wastes which are not listed in 40 CFR, Subpart D, enter the four-digit number(s) from 40 CFR, Subpart C that describes the characteristics and/or the toxic contaminants of those hazardous wastes.

B. ESTIMATED ANNUAL QUANTITY — For each listed waste entered in column A estimate the quantity of that waste that will be handled on an annual basis. For each characteristic or toxic contaminant entered in column A estimate the total annual quantity of all the non-listed waste(s) that will be handled which possess that characteristic or contaminant.

C. UNIT OF MEASURE — For each quantity entered in column B enter the unit of measure code. Units of measure which must be used and the appropriate codes are:

ENGLISH UNIT OF MEASURE	CODE	METRIC UNIT OF MEASURE	CODE
POUNDS . . . . .	P	KILOGRAMS . . . . .	K
TONNE . . . . .	T	METRIC TONS . . . . .	M

If facility records use any other unit of measure for quantity, the units of measure must be converted into one of the required units of measure taking into account the appropriate density or specific gravity of the waste.

**D. PROCESSES**

**1. PROCESS CODES:**

For listed hazardous waste: For each listed hazardous waste entered in column A select the code(s) from the list of process codes contained in Item III to indicate how the waste will be stored, treated, and/or disposed of at the facility.

For non-listed hazardous waste: For each characteristic or toxic contaminant entered in column A, select the code(s) from the list of process codes contained in Item III to indicate all the processes that will be used to store, treat, and/or dispose of all the non-listed hazardous wastes that possess that characteristic or toxic contaminant.

Note: Four spaces are provided for entering process codes. If more are needed: (1) Enter the first three as described above; (2) Enter "000" in the extreme right box of Item IV-D(1); and (3) Enter in the space provided on page 4, the line number and the additional code(s).

**2. PROCESS DESCRIPTION:** If a code is not listed for a process that will be used, describe the process in the space provided on the form.

**NOTE: HAZARDOUS WASTES DESCRIBED BY MORE THAN ONE EPA HAZARDOUS WASTE NUMBER** — Hazardous wastes that can be described by more than one EPA Hazardous Waste Number shall be described on the form as follows:

- Select one of the EPA Hazardous Waste Numbers and enter it in column A. On the same line complete columns B, C, and D by estimating the total annual quantity of the waste and describing all the processes to be used to treat, store, and/or dispose of the waste.
- In column A of the next line enter the other EPA Hazardous Waste Number that can be used to describe the waste. In column D(2) on that line enter "included with above" and make no other entries on that line.
- Repeat step 2 for each other EPA Hazardous Waste Number that can be used to describe the hazardous waste.

**EXAMPLE FOR COMPLETING ITEM IV (shown in line numbers X-1, X-2, X-3, and X-4 below)** — A facility will treat and dispose of an estimated 900 pounds per year of chrome shavings from leather tanning and finishing operation. In addition, the facility will treat and dispose of three non-listed wastes. Two wastes are corrosive only and there will be an estimated 200 pounds per year of each waste. The other waste is corrosive and ignitable and there will be an estimated 100 pounds per year of that waste. Treatment will be in an incinerator and disposal will be in a landfill.

LINE NO.	A. EPA HAZARD. WASTE NO. (enter code)	B. ESTIMATED ANNUAL QUANTITY OF WASTE	C. UNIT OF MEASURE (enter code)	D. PROCESSES	
				1. PROCESS CODES (enter)	2. PROCESS DESCRIPTION (if a code is not entered in D(1))
X-1	K 0 5 4	900	P	T 0 3 D 8 0	
X-2	D 0 0 2	400	P	T 0 3 D 8 0	
X-3	D 0 0 1	100	P	T 0 3 D 8 0	
X-4	D 0 0 2				included with above

Continued from page 2.

NOTE: Photocopy this page before completing if you have more than 26 wastes to list.

Form Approved OMB No. 158-S80004

EPA I.D. NUMBER (enter from page 1)													FOR OFFICIAL USE ONLY							
1	2	3	4	5	6	7	8	9	10	11	12	13	14	15	16	17	18	19	20	
M	D	0	0	0	0	8	0	4	2	9	4	1	W	DUP			2	DUP		

**DESCRIPTION OF HAZARDOUS WASTES (continued)**

LINE NO.	A. EPA HAZARD. WASTE NO. (enter code)			B. ESTIMATED ANNUAL QUANTITY OF WASTE	C. UNIT OF MEASURE (enter code)	D. PROCESSES																		
	13	14	15			1. PROCESS CODES (enter)						2. PROCESS DESCRIPTION (if a code is not entered in D(1))												
1	D	0	0	1	353	T	S	0	2	S	0	1												
2	D	0	0	6									Included with above											
3	F	0	0	2	12.5	T	S	0	1															
4	F	0	0	4									Included with above											
5	F	0	0	2	54	T	S	0	1															
6	F	0	0	3	50	T	S	0	1															
7	F	0	0	5									Included with above											
8																								
9																								
10																								
11																								
12																								
13																								
14																								
15																								
16																								
17																								
18																								
19																								
20																								
21																								
22																								
23																								
24																								
25																								
26																								

**IV. DESCRIPTION OF HAZARDOUS WASTES (continued)**

**E. USE THIS SPACE TO LIST ADDITIONAL PROCESS CODES FROM ITEM D(1) ON PAGE 3.**

EPA I.D. NO. (enter from page 1)														
F	N	M	D	0	0	0	8	0	4	2	9	4	T/A	C
1	2	3	4	5	6	7	8	9	10	11	12	13	14	15

**V. FACILITY DRAWING**

All existing facilities must include in the space provided on page 5 a scale drawing of the facility (see instructions for more detail).

**VI. PHOTOGRAPHS**

All existing facilities must include photographs (aerial or ground-level) that clearly delineate all existing structures; existing storage, treatment and disposal areas; and sites of future storage, treatment or disposal areas (see instructions for more detail).

**VII. FACILITY GEOGRAPHIC LOCATION**

LATITUDE (degrees, minutes, & seconds)						LONGITUDE (degrees, minutes, & seconds)					
	35	06	44	N		106	36	46	W		
	01	02	03	04	05	06	07	08	09	10	11

**VIII. FACILITY OWNER**

- A. If the facility owner is also the facility operator as listed in Section VIII on Form 1, "General Information", place an "X" in the box to the left and skip to Section IX below.
- B. If the facility owner is not the facility operator as listed in Section VIII on Form 1, complete the following items:

1. NAME OF FACILITY'S LEGAL OWNER						2. PHONE NO. (area code & no.)					
E	ARTHUR REEVES										
3. STREET OR P.O. BOX				4. CITY OR TOWN				5. ST.		6. ZIP CODE	
F	4300 Altura NE			G	Albuquerque			NM	87110		

**IX. OWNER CERTIFICATION**

I certify under penalty of law that I have personally examined and am familiar with the information submitted in this and all attached documents, and that based on my inquiry of those individuals immediately responsible for obtaining the information, I believe that the submitted information is true, accurate, and complete. I am aware that there are significant penalties for submitting false information, including the possibility of fine and imprisonment.

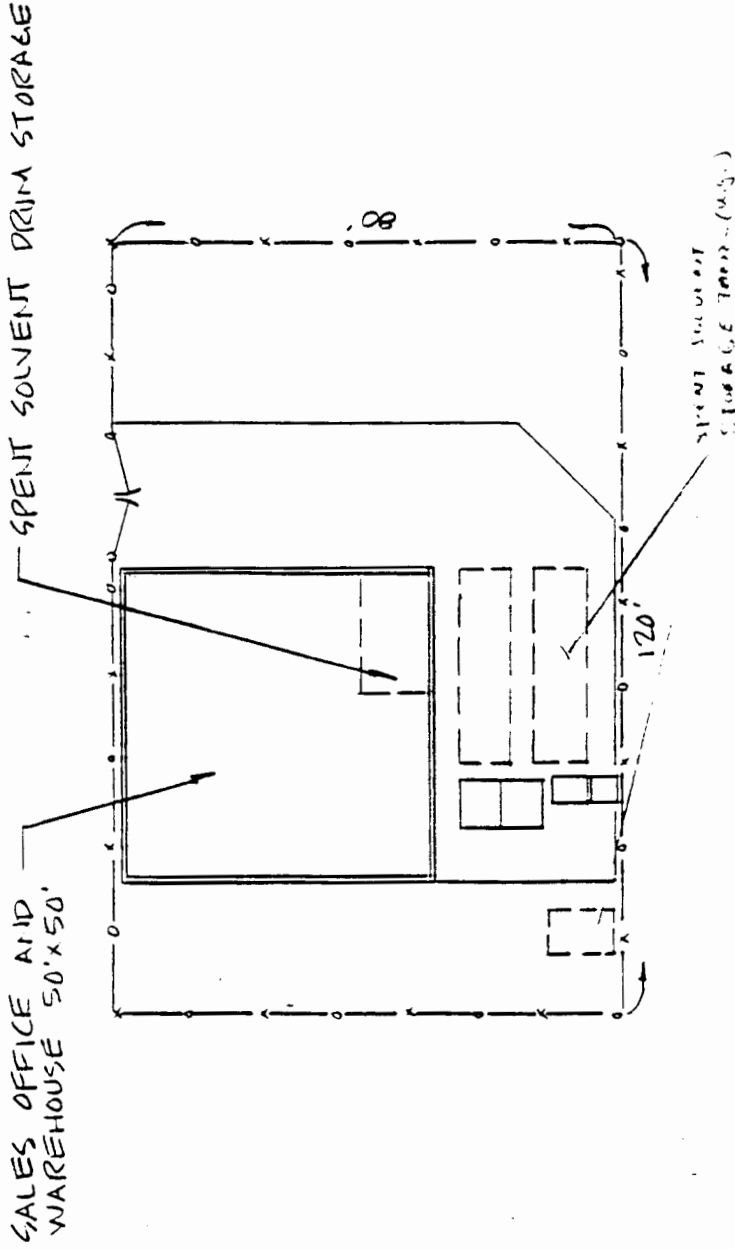
A. NAME (print or type)	B. SIGNATURE	C. DATE SIGNED
Arthur Reeves	X Arthur Reeves	6-17-85

**X. OPERATOR CERTIFICATION**

I certify under penalty of law that I have personally examined and am familiar with the information submitted in this and all attached documents, and that based on my inquiry of those individuals immediately responsible for obtaining the information, I believe that the submitted information is true, accurate, and complete. I am aware that there are significant penalties for submitting false information, including the possibility of fine and imprisonment.

A. NAME (print or type)	B. SIGNATURE	C. DATE SIGNED
Burton E. Ericson Vice President/General Counsel	B. E. Ericson	6/17/85

FACILITY DRAWING (See page 4)



**Safety-Kleen Corp.**

655 BIG TIMBER ROAD • ELGIN, ILLINOIS 60120

PHONE 312/697-8460

2720 GIRARD NE, ALBUQUERQUE  
 NM 87107 (703) 928-9200

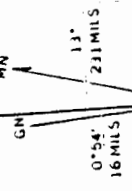
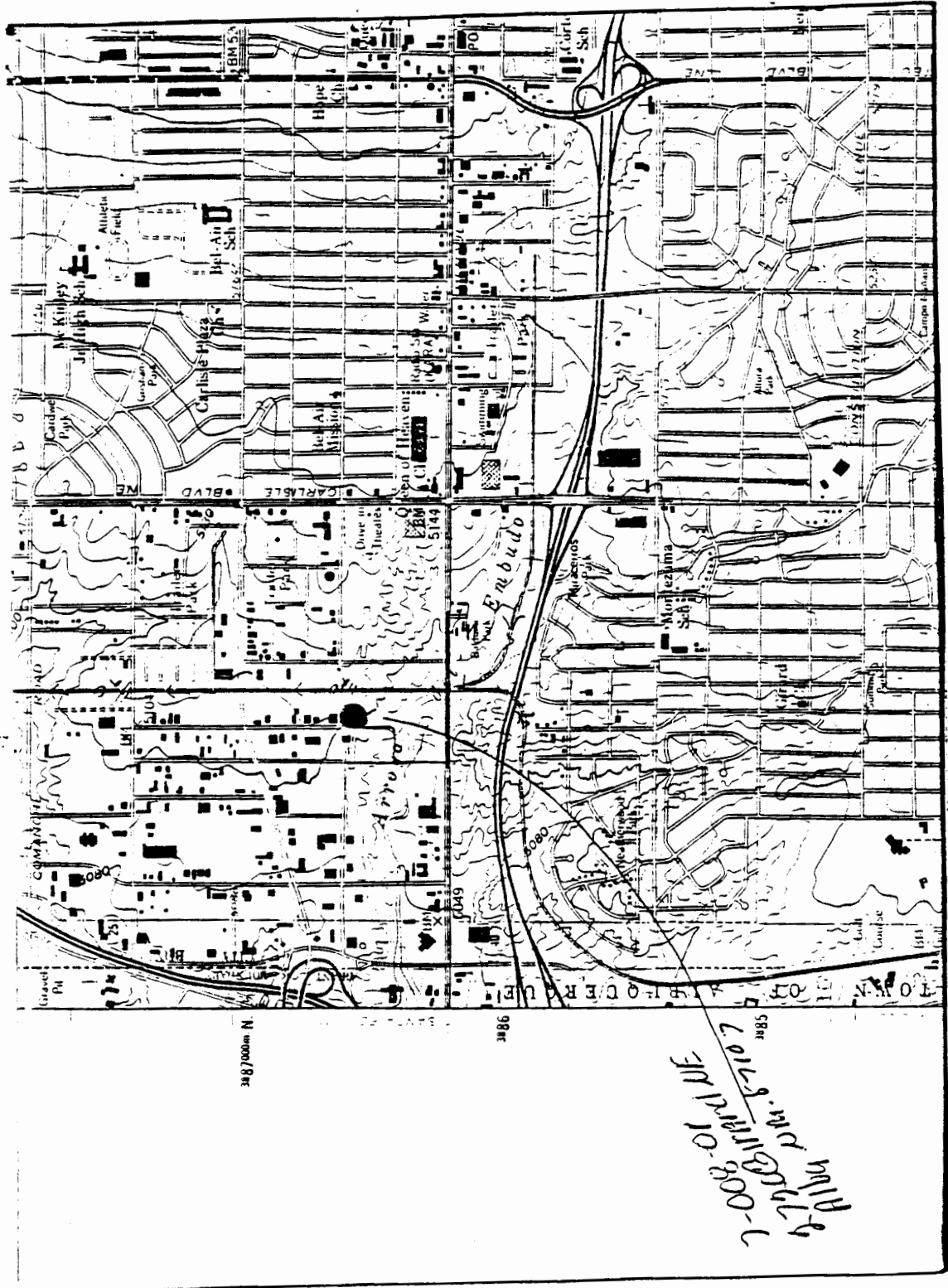
SCALE 1" = 30'-0"  
 DWN. DATE



ALBUQUERQUE EAST, N. MEX.

N3500-W10630/7.5

1960  
PHOTOREVISED 1967 AND 1972  
AMS 4654 II SE - SERIES V881




ALBUQUERQUE, NM 7-008-01



Overall view of facility



Return & fill shelter and  
underground storage tank area



Drum storage area